

Step 1:

After accessing courses.texaslre.org you will choose the course you want and then register on this screen.

NOTE: All information for the course will be sent to the email you register with. Please make sure to check your spam/junk folder if you do not receive an email within 5 minutes.

Name of Course

Full Name

Email

School District

Mailing Address


City

Zipcode

Cell Number

Education Regional Service Center

I agree to the [Acceptable Use Policy](#) and acknowledge the [Privacy Policy](#).


I'm not a robot  reCAPTCHA
Privacy · Terms


[Enroll in Course](#)

Step 2:

You will see this screen that lets you know that you need to access the email you entered to complete your registration.

Send Again'." data-bbox="464 679 864 902"/>





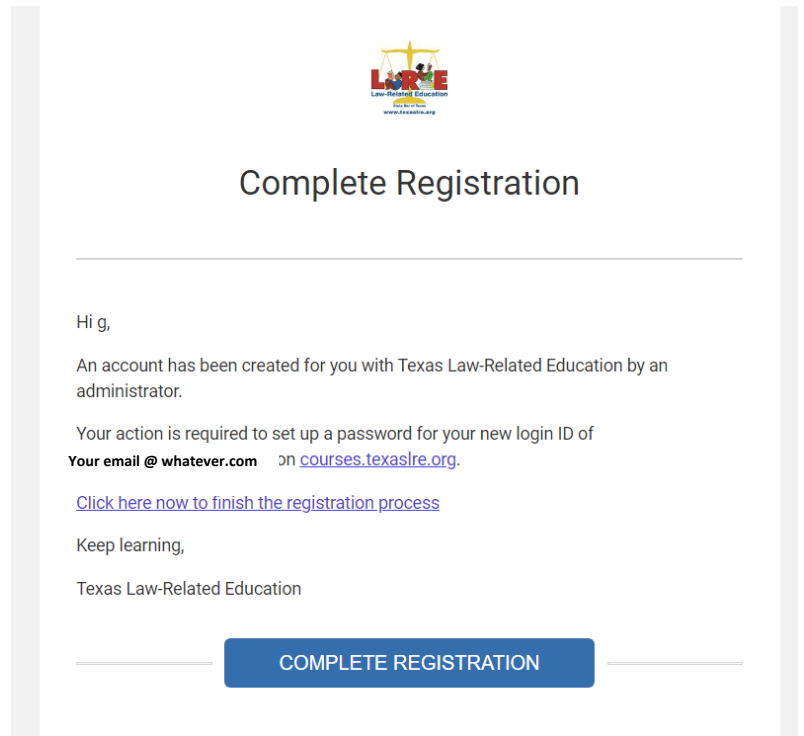
Almost there! A confirmation email has been sent.
Locate it and follow the instructions to complete the registration process.

Please check your email account now.

Can't find your email? [Send Again](#)

Step 3:

This email will take you to the next screen to complete your registration.



Step 4: Completing your registration.

This screen requires you to create a password. It does not tell you that, which can be confusing.

Type in a password and make sure you remember it. This will be how you access the course in the future.

